













































5 50m Backstroke Men Heat

Official

Rank	Competitor	Year	Club	RT	PTS	Result	
1	Jasper Cornish	2006		0.58		25.61 Entry: 25.18	+0.43 QA
2	Zachary Dell	2001		0.59		26.05 Entry: 25.87	+0.18 QA
2	Jack Hendy	2000		0.56		26.05 Entry: 25.21	+0.84 QA
4	Kane Follows	1997		0.63		26.08 Entry: 26.02	+0.06 QA
5	Ethan MacDonald	2007	Hamilton Aqua...	0.57		26.16 Entry: 25.82	+0.34 QA
6	Lucas Bell	2009	Wharfedale SWIMMING CLUB	0.60		26.22 Entry: 26.03	+0.19 QA
7	Bruce Shen	2008	PROTON AQUATICS	0.59		26.48 Entry: 25.32	+1.16 QA
8	Mitch Ellis	2009	LIDVANWALE AQUATICS	0.66		26.68 Entry: 27.46	-0.78 ?
8	Alessandro Esp	2004		0.55		26.68 Entry: 26.13	+0.55 ?
10	Donald Tian	2010		0.58		26.93 Entry: 26.81	+0.12 QC
11	Josh Edwards-ξ	2003		0.65		27.08 Entry: 26.40	+0.68 QC
12	Brandon Holder	2006	PROTON AQUATICS	0.57		27.09 Entry: 27.00	+0.09 QC
13	Harrison James	2007	Wharfedale SWIMMING CLUB	0.56		27.18 Entry: 26.84	+0.34 QB
14	Samuel Poching	2003	NORTH SHIELDS SWIMMING	0.67		27.21 Entry: 26.35	+0.86 QC
15	Daniel Williams	2006	SWANSEA SWIMMING CLUB	0.53		27.41 Entry: 26.67	+0.74 QC
16	Lucas Perceval	2007	ST PAULS SWIMMING CLUB	0.65		27.53 Entry: 26.50	+1.03 QB
17	William Delama	2007		0.64		27.73 Entry: 26.89	+0.84 QB
18	Osbert Gu	2009	NORTH SHIELDS SWIMMING	0.60		27.84 Entry: 27.35	+0.49 QB
19	Hans Haufe	2008		0.56		27.97 Entry: 27.40	+0.57 QB

20	 Eric Wong	2008		0.58	27.98 Entry: 27.45	+0.53	QB
21	 Yeenok Zhang	2008		0.57	28.02 Entry: 26.75	+1.27	QB
22	 Max Gardiner	2004		0.60	28.10 Entry: 28.36	-0.26	QC
23	 William Campbell	1995		0.54	28.13 Entry: 27.24	+0.89	QC
24	 Jonathan Swan	2007		0.59	28.18 Entry: 27.56	+0.62	QB
25	 Vincent Downs-	1998		0.50	28.35 Entry: 27.57	+0.78	QC
26	 Eric Yuan	2008		0.58	28.42 Entry: 29.12	-0.70	
27	 Luke Manderso	2008		0.62	28.49 Entry: 28.80	-0.31	
28	 Tyson Lynch	2008		0.53	28.51 Entry: 27.91	+0.60	
29	 Kase Glintmeyer	2011		0.60	28.56 Entry: 27.52	+1.04	
30	 Samuel Delama	2010		0.64	28.75 Entry: 29.41	-0.66	
31	 Lachlan Collins	2009		0.59	28.80 Entry: 28.65	+0.15	
32	 Sam Rowe	2008		0.60	29.05 Entry: 28.65	+0.40	
33	 Clayton Fell	2006		0.69	29.07 Entry: 28.04	+1.03	
34	 Mun Jager	2008		0.67	29.08 Entry: 29.42	-0.34	
35	 Ryan Hewertso	2009		0.57	29.09 Entry: 28.24	+0.85	
36	 James Zhang	2011		0.69	29.13 Entry: 29.45	-0.32	
37	 Koby Piggott	2010		0.57	29.23 Entry: 29.07	+0.16	
38	 Murdoch Phillip	2008		0.65	29.37 Entry: 28.96	+0.41	
39	 Reon Oosthuizen	2008		0.58	29.52 Entry: 28.30	+1.22	
40	 Jonny Joseph	2010		0.63	29.84 Entry: 29.33	+0.51	
41	 Timothy Chin	2010		0.60	29.90 Entry: 29.37	+0.53	
	 Dylan Greupink	2009		0.57	30.05		

